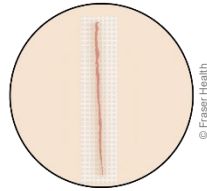


Closing Your Incision with DERMABOND® PRINEO®

What is DERMABOND PRINEO?

This is a special way of closing the skin after surgery. This System uses a mix of a mesh and skin glue. It forms a flexible, see-through seal over your incision. It holds the skin edges of your incision together without stitches (sutures) or clips.



The important thing with this System is that you need to leave it on for the whole time stated in this sheet. Taking it off early can delay healing.

Do I need to cover my incision with a bandage?

You should not need any other bandages.

You might want to cover the area to keep it from rubbing on your clothes.

If you choose to put a bandage over the area, use dry gauze and make sure you do not put any tape or sticky part of the bandage on any part of the System. You could accidentally pull it off when you remove the bandage.

Can I take showers or baths?

You can shower.

- Briefly wet the area in the shower.
- **Do not** soak or scrub the area.
- Pat the area dry with a soft towel.

You **cannot** take baths, swim, or go in a hot tub until after it is time to remove the mesh.

What else do I need to know?

Lint or dust can collect on the surface. This can make it turn darker. It will not change how the System works.

- **Do not** rub, scratch, or pick at the mesh or skin glue. This can cause it to peel away.
- **Do not** put any creams, lotions, ointments, or other liquid or petroleum-based products (like Vaseline™) on or near the area. This can soften the glue and make it come off.

Follow the steps on the next page to remove the System.

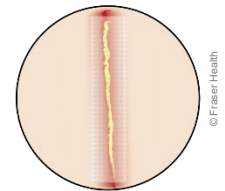
When should I contact my doctor?

Contact your doctor if:

- You notice any oozing or bleeding from your incision.
- You think your incision might be infected.
- The System is loose or coming off within 7 days of surgery.

Signs of infection:

- The incision becomes more red, swollen, and warm to touch.
- The pain or soreness in the incision gets worse.
- Pus or blood is leaking from the incision.
- You have a fever over 38°C (101°F).



Steps for removing the DERMABOND PRINEO Skin Closure System

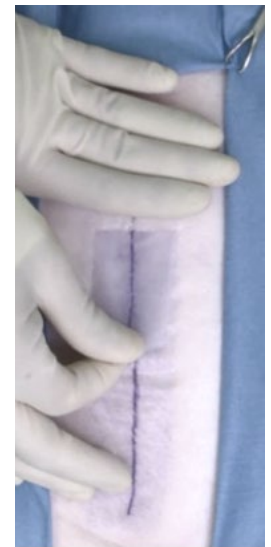
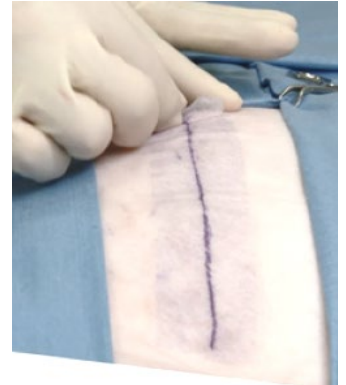
Remove the System any time between **14 to 21 days** (within 2 to 3 weeks) after your surgery.

Before you begin

1. Wash your hands with soap and water for at least 20 seconds. While these pictures show someone wearing gloves, you do not need gloves for this.

Remove the mesh

2. Cover the surface of the System with a petroleum jelly like Vaseline™.
3. Leave the petroleum jelly on for 15 minutes.
4. Wash your hands again with soap and water for at least 20 seconds.
5. Gently grasp the edge of the System at one end of your incision. If the edge is stuck to your skin, gently pick at the edge until it begins to peel away.
6. Slowly peel towards the other end of your incision. Stay close to your skin as you peel. **Do no** pull the System straight up from the incision. Use your other hand to hold your incision as you peel the System away.
7. Once you have peeled the whole System away from your incision, throw it in your regular garbage.



© Johnson & Johnson Medical Products used with permission

After removing the mesh

8. Wash your hands with soap and water for at least 20 seconds.
9. Gently wash around your incision and pat the area dry.

What to watch for

- A very small number of people have noticed a skin rash after removing the System. This rash is not a sign of an infection.¹
- Please let us know if this happens to you. Please email john.hwang@fraserhealth.ca.

Adapted from Postoperative Care Sheet by Johnson & Johnson Medical Products with permission

¹ This statement comes from Fraser Health. Johnson & Johnson Medical Products, a division of Johnson & Johnson Inc., is not providing this medical advice.