

## HandiHaler

### TECHNIQUE

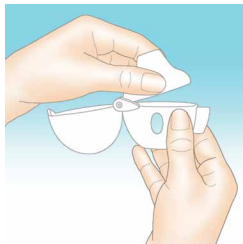
1. To release the dust cap, press the green piercing button completely in and let go.
2. Open the dust cap completely by pulling it upwards, then open the mouthpiece by pulling it upwards.
3. **Immediately before use**, peel the aluminum back foil until one capsule is fully visible. Remove one capsule from the blister pack (do not expose more than one capsule at a time).
4. Place the capsule in the centre chamber.
5. Close the mouthpiece **firmly until you hear a click**, leaving the dust cap open.
6. **Hold the inhaler with the mouthpiece upwards and press the green button completely in only once, and release.**
7. Breathe out completely. **Do not breathe into the mouthpiece at any time.**
8. Hold the inhaler by the grey base. **Do not block the air intake vents.** Raise the inhaler to your mouth and close your lips tightly around the mouthpiece. Keep your head in an upright position and breathe in slowly and deeply but at a rate sufficient to hear or feel the capsule vibrate. Breathe in until your lungs are full; then hold your breath for 5-10 seconds or as long as is comfortable and at the same time take the inhaler out of your mouth. Resume normal breathing.
9. **To ensure complete inhalation of capsule contents, you must repeat steps 7 and 8 once again.**
10. Open the mouthpiece again. Tip out the used capsule and dispose. Do not touch the used capsules. If the dry powder gets in your hands, make sure you wash your hands thoroughly.
11. Close the mouthpiece and dust cap for storage of your device.

[www.livingwellwithcopd.com](http://www.livingwellwithcopd.com)

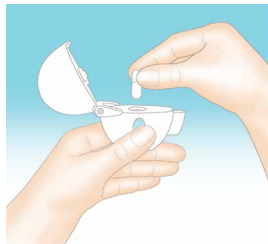
## HandiHaler

### TECHNIQUE - continued

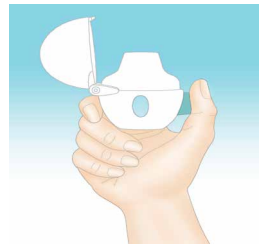
Step 2



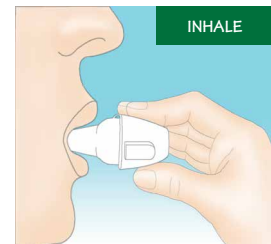
Step 3



Step 5



Step 7



#### Maintenance and Cleaning

- It is important to clean the inhaler once a month, as follows: Open the dust cap and mouthpiece; open the base by lifting the piercing button; rinse the complete inhaler with warm water to remove any powder; dry the inhaler thoroughly (it takes 24 hours to air dry).
- For additional information, please consult the Consumer Information page (part III of the Product Monograph).

[www.livingwellwithcopd.com](http://www.livingwellwithcopd.com)