

HOW TO RESPOND TO AN OPIOID OVERDOSE

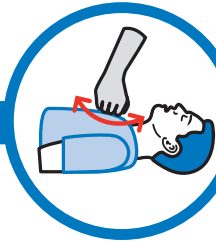
START

IF THE PERSON:

- Cannot be woken up after you call their name or nudge them, *or*
- Is not breathing, or breathing slower than every 5 seconds, *or*
- Is making strange snoring sounds or choking sounds,

**CALL 9-1-1
RIGHT AWAY!**

Then continue to next step.



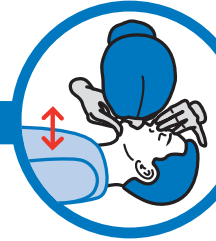
RUB YOUR KNUCKLES HARD AGAINST THEIR UPPER CHEST

to wake the person up. Call their name. Still unresponsive? If you haven't already, **CALL 9-1-1 NOW.**



TILT HEAD BACK, CHECK AIRWAY

Remove anything blocking the mouth's airway.



PINCH NOSE, GIVE 2 BIG BREATHS USING FACE SHIELD FROM KIT OR OTHER BARRIER IF NEEDED

Check to make sure the chest rises when you give air.

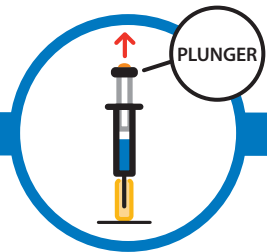


PERSON STILL UNRESPONSIVE? CONTINUE TO NEXT STEP

Person breathing normally? Stop here.

Giving breath is critical.

**Give 1 breath
every 5 seconds**
whether you have
naloxone or not.



UNWRAP SYRINGE. PUT NEEDLE IN LIQUID, PULL UP PLUNGER

Try to draw up **all** of the ampoule's liquid into the syringe.



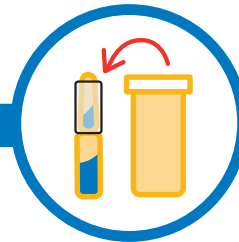
SNAP OFF THE TOP OF THE AMPOULE

It will break in two pieces with little pressure.

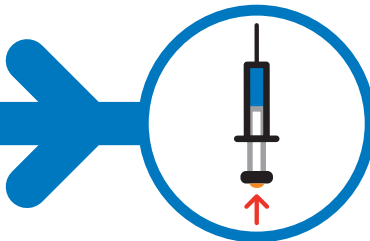


SWIRL AMPOULE IN CIRCLES TO GET ALL LIQUID TO BOTTOM

GET ALL LIQUID IN THIS HALF

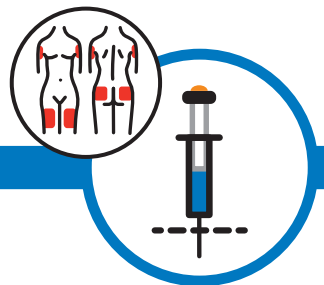


TAKE 1 AMPOULE OUT FROM THE MEDICINE BOTTLE



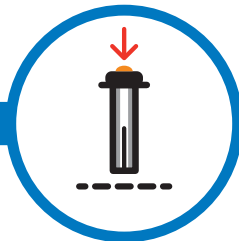
PUSH AIR OUT OF SYRINGE

Turn the needle facing tip-up, gently push the plunger **until most of the air is pushed out.**



FIRMLY PUSH NEEDLE IN THIGH, BUTT, OR UPPER ARM MUSCLE

Needle can go through clothes. Never put it in the heart.



PUSH PLUNGER DOWN HARD

It will click and needle will retract.



PERSON STILL UNRESPONSIVE AFTER 3 - 5 MINUTES? GIVE ANOTHER INJECTION

**Continue to give 1 breath
every 5 seconds.**

**Continue to give
1 breath every 5 seconds.**
Stay with the person until
the ambulance arrives.

If you need to leave, or if
person becomes ill, put
them in the recovery
position:

